

System Accessories

For Type Y & Z LPS Style System

System Accessories

Universal Mounting Plates




Face Plate



Universal Flange



Optional Wall Flanges



Permits the field selection of multiple mounting configurations for our most popular Type Y & Z Systems



Description

The Universal Mounting Plate is an alternative to the standard LPS style mounting plates listed on the specification bulletins for Pepperl+Fuchs Model 1001A, 1002, 1003, 1004 & 1005 Type Y & Z enclosure protection systems. The Universal Mounting (UM) Plate is furnished as one (1) face plate containing all system components and one (1) universal flange. The universal flange is furnished with fasteners for attachment to any side of the face plate, allowing the installer to select a left hand (LH), right hand (RH), top mount (TM) or bottom mount (BM) configuration. The face plate for all models is also suitable for a frame mount (FM) configuration. In addition, the face plate for Model 1001A and 1002 Systems is also suitable for a panel mount (PM) configuration, with minor modifications to the enclosure pressure gauge connections. The Universal Mounting Plate is specified by designating the initials "UM" as the Protection System model number's mounting configuration suffix, as shown in the following example:
Example: 1002-LPS-CI-Z-UM

Optional wall flanges are also available for all models, to allow the installer to mount a UM face plate parallel to a flat surface in a wall mount (WM) configuration. The wall flanges include required fasteners for the UM face plate, and can be ordered as a separate line item by designating the initials "WF", followed by the System model number, as shown in the following example:
Example: WF-1002

Specifications


Dimensions: See Page 111
Material: Brushed 14 Gauge 316 SS
Fasteners: 1/4" SS Hex Bolts & Nuts
Shipping Weight: See System Bulletin

Refer to each individual system specification bulletin for material and performance information on selected enclosure protection system.

UNIVERSAL MOUNTING
For Model 1001A, 1002, 1003,
1004 & 1005 LPS Systems

Universal & Optional Wall Flange Configurations & Mounting Dimensions

FACE PLATES WITH UNIVERSAL FLANGE



Left Hand (LH)



Right Hand (RH)



Top Mount (TM)



Bottom Mount (BM)

FACE PLATE WITHOUT UNIVERSAL FLANGE



* Frame Mount (FM)

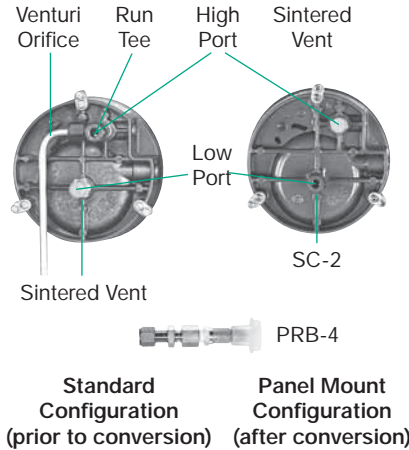
FACE PLATE WITH WALL FLANGES



Wall Mount (WM)

* Suitable for Panel Mount (PM) on Models 1001A & 1002 only

Model 1001A & 1002 Panel Mount Conversion



Perform the following procedure to convert Model 1001A or 1002 Enclosure Pressure Gauge for Panel Mount (PM) configuration.

1. Secure one Model GCK Conversion Kit, including SC-2 Fitting & PRB-4 Vent.
2. Remove venturi orifice and run tee from the high port of the gauge and discard.
3. Remove sintered vent from low port.
4. Reinstall sintered vent into PRB-4 high port.
5. Install Model SC-2 fitting into low port.
6. Install Model PRB-4 vent through enclosure surface (vent end out) and connect tubing (customer supplied) between SC-2 & PRB-4.

Special Note

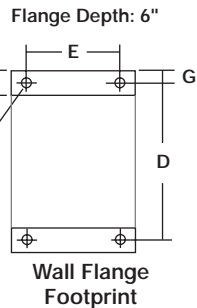
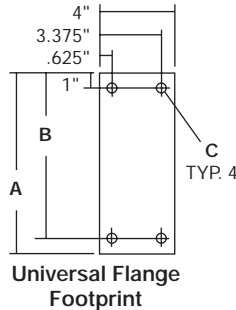
MOUNTING HARDWARE SUCH AS P+F MODEL SMK-1 OR SMK-2 IS REQUIRED TO SECURE THE UNIVERSAL OR WALL FLANGES TO THE PROTECTED ENCLOSURE FOR LH, RH, TM, BM AND WM CONFIGURATIONS. MOUNTING HARDWARE SUCH AS P+F MODEL SMK-4 OR SMK-8 IS REQUIRED TO SECURE THE FACE PLATE TO THE PROTECTED ENCLOSURE FOR FM AND PM CONFIGURATIONS. REFER TO THE LISTING OF UNIVERSAL MOUNTING PLATE ACCESSORIES ON THE REAR COVER FOR MORE INFORMATION. A P+F MODEL NC NINETY CONNECTOR OR AN EQUIVALENT FITTING IS REQUIRED FOR THE SUPPLY INLET ON MODEL 1002, 1003, 1004 & 1005 PURGING SYSTEMS THAT ARE MOUNTED IN A RIGHT HAND (RH) CONFIGURATION.

Important Notes

ALL SPECIFICATIONS SUBJECT TO CHANGE WITHOUT NOTICE.
WARRANTY & LIABILITY POLICIES AVAILABLE UPON REQUEST.

Universal Flange

Model #	A	B	C
1001A	9"	8"	0.25"
1002	11"	10"	0.375"
1003	13"	12"	0.375"
1004	14"	13"	0.375"
1005	14"	13"	0.375"



Wall Flange

Model #	D	E	F	G	H
1001A	8"	8"	1"	.5"	0.25"
1002	9"	9"	2"	1"	0.375"
1003	11"	11"	2"	1"	0.375"
1004	12"	12"	2"	1"	0.375"
1005	12"	12"	2"	1"	0.375"

Universal Mounting Plate Accessories

SUPPLY CONNECTION FITTINGS

NC-4 1/4" Ninety Connector-1002
NC-6 3/8" Ninety Connector-1003
NC-8 1/2" Ninety Connector-1004 & 1005

1001A & 1002 PANEL MOUNT CONVERSION

GCK Gauge Conversion Kit

WALL MOUNTING FLANGES

WF-1001A Wall Flanges
WF-1002 Wall Flanges
WF-1003 Wall Flanges

WF-1004

WF-1005

SYSTEM MOUNTING HARDWARE

SMK-1 1001A LH, RH, TM, BM & WM configs.
SMK-2 1002-1005 LH, RH, TM, BM & WM configs.
SMK-4 1001A & 1002 for FM or PM configs.
SMK-8 1003-1005 for FM configs.

Wall Flanges

Wall Flanges

PRESSURE LOSS ALARM SWITCHES

EPSK-1 Cl. I System Explosion Proof Switch Kit
EPSK-1A Cl. I System Explosion Proof Switch Kit
GPSK-1 Cl. I System General Purpose Switch Kit
EPSK-2 Cl. II System Explosion Proof Switch Kit
GPSK-2 Cl. II System General Purpose Switch Kit

SEE SYSTEM SPECIFICATION BULLETINS FOR ADDITIONAL ACCESSORIES SUCH AS ENCLOSURE CONNECTION FITTINGS, PIPE MOUNTING KITS AND PURGE LOSS ALARM HORNS & BEACONS

Face Plate Dimensions	1001A	1002	1003	1004	1005
Model Number	1001A	1002	1003	1004	1005
Height	9	11	13	14	14
Width	9	11	13	14	14
Depth	5	5	5.75	6.75	5

Dimensions shown in inches. For FM & PM panel cutout dimensions, subtract three quarters (0.75") of an inch from overall system height & width. Height & Width dimensions reflect face plate measurements. Depth dimension reflects overall depth of all front and rear mounted components.